

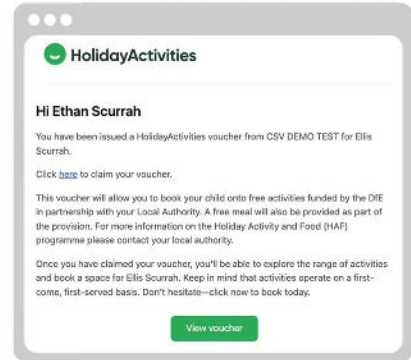
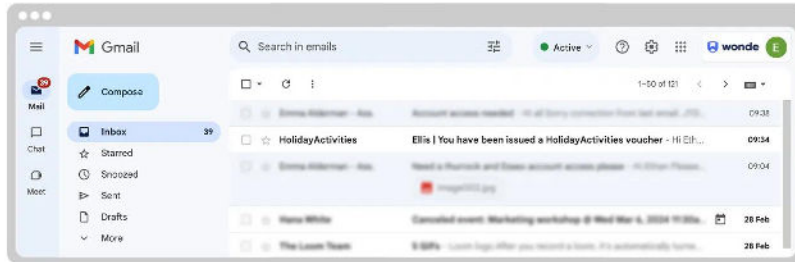


HolidayActivities

A guide on claiming your voucher and booking activities

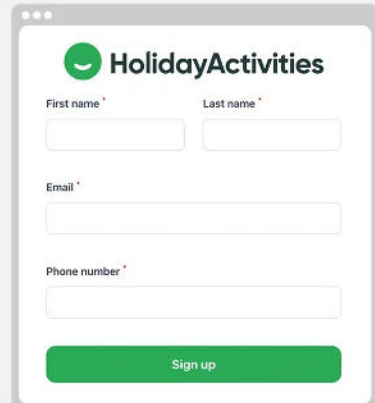
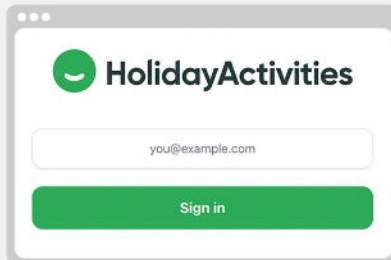
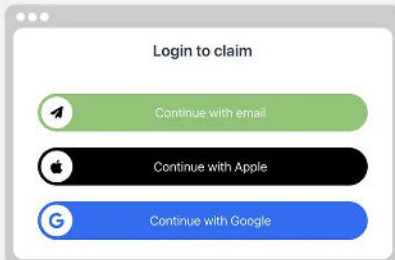
Step 1 - Open the email and click the green button

This voucher will come from hello@holidayactivities.com



Step 2 - Select *Continue with email* and log in/sign up

After selecting Continue with email, you will be asked to enter your email address. If you do not have an account, you will be asked to sign up



Step 3 - Making a booking

Clicking the green arrow on the voucher of your child will take you to a list of providers. From here, you can browse available activities and, once you find one suitable, you will be asked to complete a booking form.

