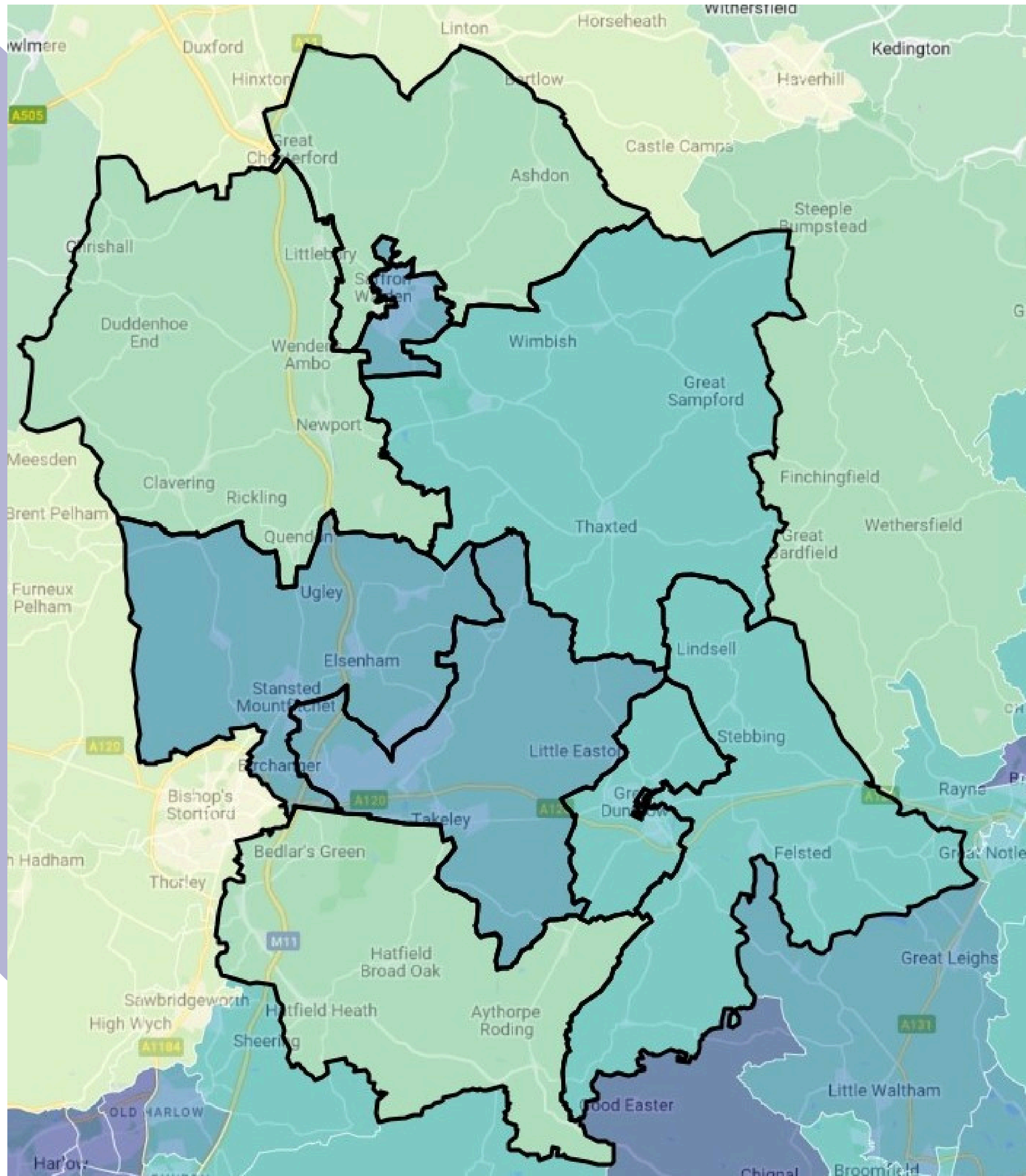







# Uttlesford FSM Heat Map



## KEY

FSM by Unique Residential Address

	1 - 41
	43 - 111
	113 - 198
	200 - 323
	326 - 801

# Uttlesford School Stats

## Unique Pupil Engagement In Schools

School	Easter Release	Summer Release	Winter Release
Dunmow St Mary's Primary School	22	18	17
Thaxted Primary School	8	8	2
Rodings Primary School	7	17	8
Takeley Primary School	6	14	4
Roseacres Primary School	6	7	5
St Mary's Church of England Voluntary Aided Primary School,Uttlesford	5	10	2
St Mary's CofE Foundation Primary School,Uttlesford	4	14	4
Great Dunmow Primary School	4	12	5
Bentfield Primary School	4	8	3
Saffron Walden County High School	4	3	1
Henham and Ugley Primary and Nursery School	2	7	1
Magna Carta Primary Academy	2	4	1
The Flitch Green Academy	2	2	2
Great Chesterford Church of England Primary Academy	2	2	1
Katherine Semar Junior School	1	7	1
Newport Primary School	1	5	1



# Uttlesford FSM School Stats

## 'Income-Related' Free School Meal Schools

School	FSM Number	FSM + SEN	FSM%
Helena Romanes School	163	41	12.9%
Forest Hall School	147	35	29.8%
Saffron Walden County High School	133	37	6.2%
Joyce Frankland Academy	102	16	10.1%
Dunmow St Mary's Primary School	78	14	16.7%
St Mary's Church of England (Foundation) Primary School	63	5	22.6%
Takeley Primary School	60	19	16.9%
Roseacres Primary School	48	10	22.3%
R A Butler Junior School	41	19	11.3%
Elsenham Church of England (Voluntary Controlled) Primary School	40	8	11.7%
Rodings Primary School	40	6	13.6%
Great Dunmow Primary School	38	4	9.0%
The Flich Green Academy	37	6	13.2%
St Mary's Church of England (Voluntary Aided) Primary School	35	6	16.1%
Newport Primary School	34	11	17.4%
Katherine Semar Junior School	31	5	11.9%
Thaxted Primary School	29	5	11.2%
Henham and Ugley Primary and Nursery School	28	6	13.3%
Katherine Semar Infant School	22	4	12.1%
R A Butler Infant School	21	4	7.7%
Bentfield Primary School	20	1	9.2%
Great Chesterford CE Primary Academy	20	4	9.8%
Stebbing Primary School	18	7	9.8%

## 'Income-Related' Free School Meal Schools

School	FSM Number	FSM + SEN	FSM%
Hatfield Heath Primary School	17	5	8.3%
Clavering Primary School	15	6	8.4%
Birchanger Church of England (Voluntary Controlled) Primary School	14	5	12.0%
Magna Carta Primary Academy	14	2	6.8%
Great Easton Church of England (Voluntary Aided) Primary School	13	5	8.9%
Debden Church of England Primary Academy	12	5	9.1%
Felsted Primary School	12	3	5.9%
Radwinter Church of England Primary School	12	5	8.8%
Farnham Church of England Primary School	9	3	22.0%
St Mary's Church of England (Voluntary Aided) Primary School, Hatfield Broad Oak	8	1	13.8%
Wimbish Primary Academy	8	3	16.3%
St Thomas More Catholic Primary School, Saffron Walden	7	2	3.2%
Great Sampford Community Primary School	5	0	6.0%
Ashdon Primary School	4	1	6.1%
Manuden Primary School	3	1	3.3%
Chrishall Holy Trinity And St Nicholas Church of England Primary School	2	0	1.7%
Little Hallingbury Church of England (Voluntary Aided) Primary School	2	1	1.7%
Rickling Church of England (Voluntary Aided) Primary School	1	0	1.0%