

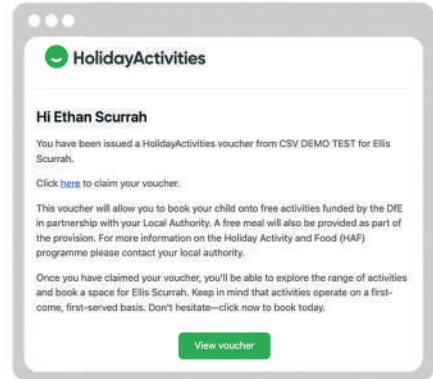
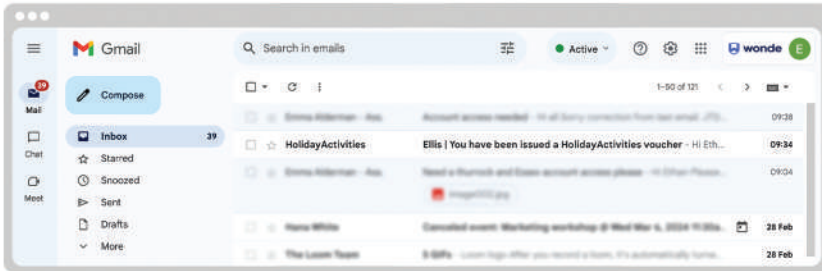


# HolidayActivities

A guide on claiming your voucher and booking activities

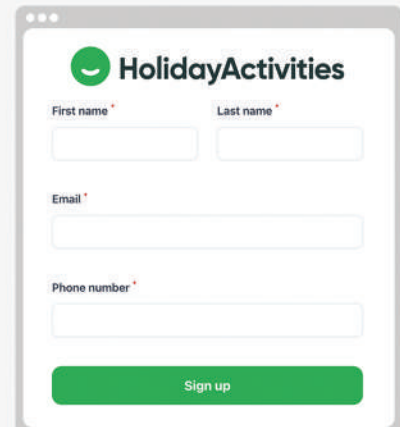
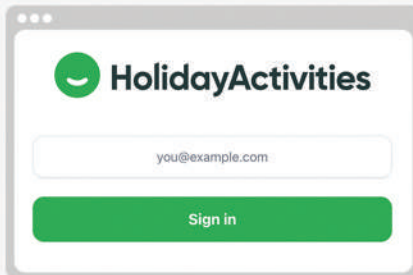
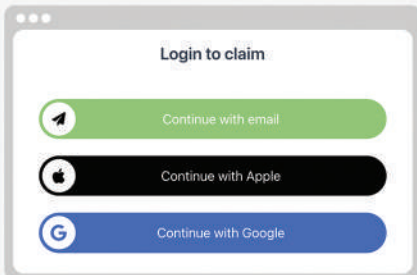
## Step 1 - Open the email and click the green button

This voucher will come from [hello@holidayactivities.com](mailto:hello@holidayactivities.com)



## Step 2 - Select *Continue with email* and log in/sign up

After selecting Continue with email, you will be asked to enter your email address. If you do not have an account, you will be asked to sign up



## Step 3 - Making a booking

Clicking the green arrow on the voucher of your child will take you to a list of providers. From here, you can browse available activities and, once you find one suitable, you will be asked to complete a booking form.

